



Scan QR or click on Play icon to view video




How to raise your trailer using a jack if it's stuck down.




Gather a car jack and four jack stands for this task.




Position the jack under the trailer's rear landing plates and raise it.




Lift the trailer high enough to place a jack stand under the chassis rail.




Repeat the process on the other side, lifting slightly higher.




Place your jack stand in position.




Return to the other side and align jack stands.



Repeat until all four wheels are off the ground.



Raise all wheels and engage latching pins on lifting arms.




Lower lifting arms, engage pins, and jack up the front of the trailer.



Place jack stands under the trailer and lower it onto them.

12

01:47 - 01:55



Ensure trailer rests on jack stands, then secure the triple block and rigging ropes underneath.

13


01:55 - 03:03



Run remaining rope through bottom pulley, back through D shackle, and tie off securely.

14

03:03 - 03:07



Place any excess rope into the winch box.